

Logout

Overview



My stock

### Deutsche Börse AG

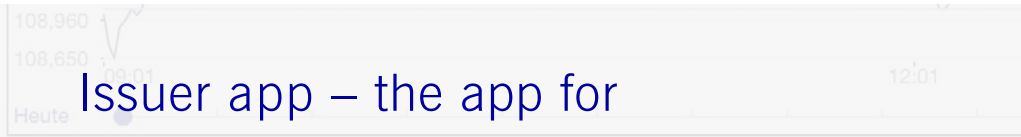
ISIN DE0005810055, WKN 581005, DB1

110,20

▲ +1,150 +1,05%

08.03.2018 15:21:58

Xetra Frankfurt



Bid	Ask
110,150	1,408
110,100	1,835
110,050	2,870
110,000	2,459
109,950	2,273
109,900	2,400
109,850	1,835
109,800	1,835
109,750	751
109,700	1,039

Ask Vol.	Ask
446	110,250
1.555	110,300
3.384	110,350
1.634	110,400
2.216	110,450
1.142	110,500
1.468	110,550
1.428	110,600
255	110,650
780	110,700

Issuer app – the app for Deutsche Börse issuers  
User manual for administrators

Finance your future. Made in Germany

Prices and limits as of 08.03.2018 15:22:22

Market indicators



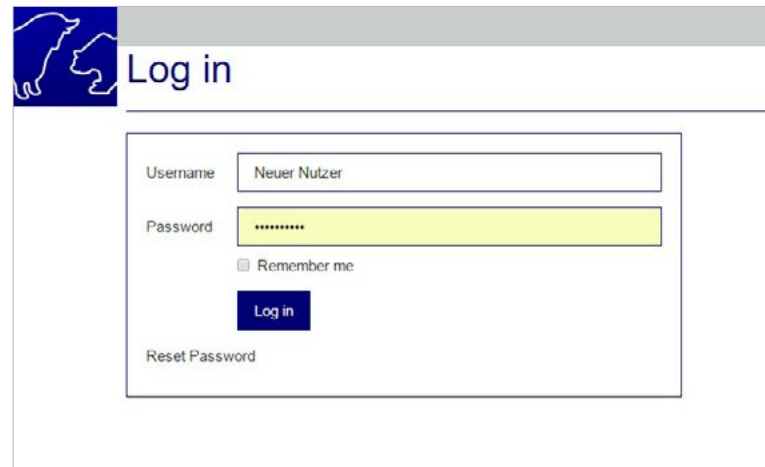
## Login and account activation

### Login

Access the website <http://issuer.app-developer-service.club/> and enter your user name and password into the login screen.

### Activate account and request password

You must request a password prior to your initial login. To do so, click on “Reset Password” after entering your user name. You will be required to enter your user name or e-mail address in the following dialogue window. After completing the respective box, please click on the “Request” button. You will receive an e-mail containing a link to create a new password. Your account has now been activated and you can log in on the website.



The screenshot shows a web browser window with a blue header bar containing a logo of two white silhouettes on a blue background. The page title is "Log in". The main content area is a white box with a thin border. Inside this box, there are two input fields: "Username" with the text "Neuer Nutzer" and "Password" with a masked password "\*\*\*\*\*". Below the password field is a checkbox labeled "Remember me". A blue "Log in" button is positioned below the checkbox. At the bottom left of the white box, there is a link labeled "Reset Password".

## “ISIN” – List of ISINs

You can select “ISIN” or “User” in the menu. The menu item “ISIN” > “List ISINs” provides access to a list of all ISINs attributed to your company.

After choosing an “ID”, the “Show ISIN” mask gives an overview of the associated indices and the peer group selected by you for the stock report. Please notify [stockreport@deutsche-boerse.com](mailto:stockreport@deutsche-boerse.com) in case of any changes.

ID	Name	Issuer Name
268	DE0005810055	Deutsche B

<b>ID</b> 268
<b>Name</b> DE0005810055
<b>Issuer</b> Deutsche Börse AG
<b>Comparative ISIN 1</b>
<b>Comparative ISIN 2</b> DE0005098108
<b>Comparative ISIN 3</b> DE0005428007
<b>Comparative Index ISIN 1</b> DE0009660423
<b>Comparative Index ISIN 2</b> DE0007203838
<b>Comparative Index ISIN 3</b> DE0008469008
<b>List</b>

To get back to the ISIN overview, click on the “List” button.

# “User” – User administration

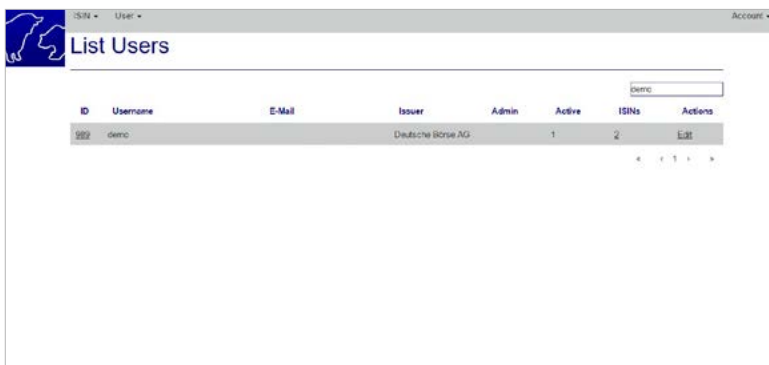
The “User” menu item offers two options:

- “List User” shows you a list of all registered users of the company which you may edit.
- “New User” allows for the creation of one new user per issuer.



## “User” > “List Users” – List of all registered users

You can edit the user profile either by clicking on “Edit” or selecting the “ID”.

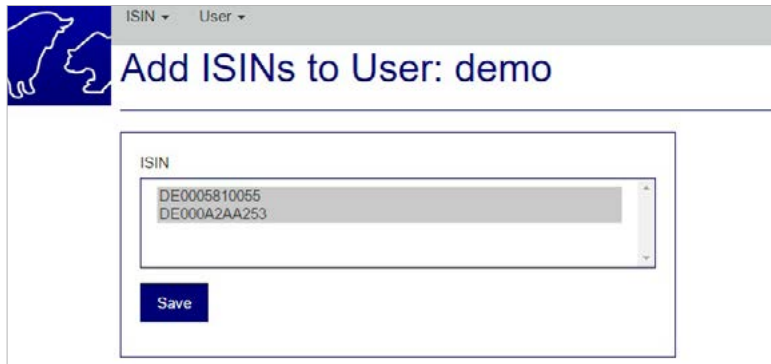


You will access the “Show User” mask which offers the following options:

- “Edit” allows for editing of the user profile.
- “ISINs” provides access to the “Add ISINs to User” mask, which allows you to attribute or delete ISINs to or from the user (see p. 5).
- “List” takes you back to the list of registered users “List Users”.
- “Delete” deletes the user.

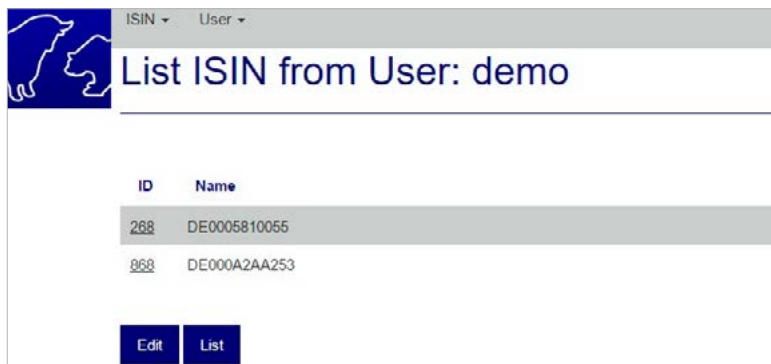


By clicking on “ISINs”, you will access the “Add ISINs to User” mask, which allows you to delete or add ISINs. To save your changes, click on “Save”. The “List ISIN from User” mask will then be displayed.



You will then be directed to the List “ISIN from User”, which offers the following options:

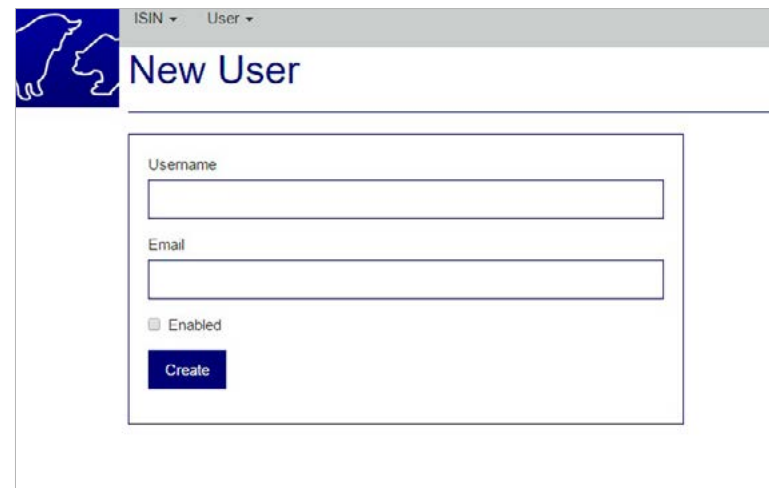
- “Edit” takes you back to the editing mask “Add ISINs to User”.
- “List” takes you to the list of registered users “List Users”.



**“User” > “New Users” – creation of a new user**

A total of up to five users per issuer can be admitted as users of the Issuer Data Service App. Please attribute a personalized user name and enter the respective e-mail address into the entry mask.

By activating the “Enable” box and clicking on the “Create” button, the user is created in the system. You will then return to the “Show User” mask, where you can edit the user profile as described.



## Info and help

Please do not hesitate to contact us if you have any questions.

### Contact

Issuer Services

Phone + 49-(0) 69-2 11-1 88 88

E-mail [issuerdata@deutsche-boerse.com](mailto:issuerdata@deutsche-boerse.com)

### Publisher

Deutsche Börse AG

60485 Frankfurt/Main

Germany

[www.deutsche-boerse-cash-market.com/issuerdata-e](http://www.deutsche-boerse-cash-market.com/issuerdata-e)



### Disclaimer

All of the information in this brochure is subject to change at any time and without advance notification. Its accuracy, completeness, correctness or usability for specific purposes is not guaranteed. This brochure does not serve as legal or financial advice and does not constitute any obligation of Frankfurter Wertpapierbörse (FWB®, Frankfurt Stock Exchange), Deutsche Börse AG or its subsidiaries.